

Polybutylene Terephthalate (PBT)

DURANEX®

2002U

EF2001/ED3002

Weather Resistance

Introduction

DURANEX® PBT is an engineering plastics that combines excellent physical properties with superior processability. It is utilized in numerous industrial fields, such as electrical and automotive, and its applications are steadily becoming more varied.

At Polyplastics, we offer many grades of **DURANEX** to cater for a diverse variety of applications. These are generally classified into filled reinforced and non-filled grades. Non-filled grades are employed in componenets which do not require high strength or stiffness, but which can leverage upon the high melting point of polybutylene

terephthalate resin adn take advantage of the beautiful surface finish of the final part, along with exploiting the resin's inherent chemical resistance and excellent friction and wear characteristics. Grade 2002 is offered a general purpose-type non-filled grade, and it exhibits none of the anisotropy shown by glass fiber-reinforced grades when molding. **DURANEX** is a plastics with superior weatherability in its own right., but in grade **2002U**, we offer a material with further enhanced weatherability, which can be safely employed outdoors or indoors in environments with high incidences of ultraviolet radiation exposure.

General Properties of 2002U

table1-1 General Properties (ISO)

Item	Unit	Test Method	Weather Resistance
			2002U
			Unfilled
Color			EF2001/ED3002
ISO(JIS)quality-of-the-material display:		ISO11469 (JIS K6999)	>PBT<
Density	g/cm ³	ISO 1183	1.31
Water absorption (23°C,24hrs,1mmt)	%	ISO 62	0.2
Tensile strength	MPa	ISO 527-1,2	60
Strain at break	%	ISO 527-1,2	100 ¹
Flexural strength	MPa	ISO 178	95
Flexural modulus	MPa	ISO 178	2,630
Charpy notched impact strength (23°C)	kJ/m ²	ISO 179/1eA	3.4
Temperature of deflection under load (1.8MPa)	°C	ISO 75-1,2	70
Coefficient of linear thermal expansion (23 - 55°C、Flow direction)	x10 ⁻⁵ /°C	Our standard	11
Coefficient of linear thermal expansion (23 - 55°C、Transverse direction)	x10 ⁻⁵ /°C	Our standard	11
Electric strength (3mmt)	kV/mm	IEC 60243-1	14
Volume resistivity	Ω・cm	IEC 60093	5 × 10 ¹⁶
Volume resistivity (Our standard)	Ω・cm		-
Tracking resistance (CTI)	V	IEC 60112	-
Rockwell hardness	M(Scale)	ISO2039-2	90
Flammability		UL94	HB
The yellow card File No.			E213445
Appropriate List number of Ministerial Ordinance for Export Trade Control			Item 16 of Appendix -1

*1) Nominal strain at break

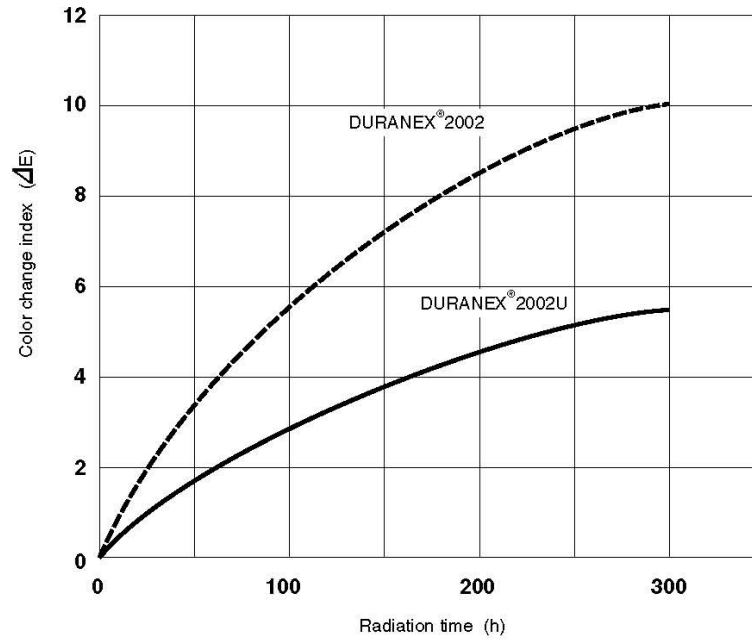
All figures in the table are the typical values of the material and not the minimum values of the material specifications.

2. Light stability of DURANEX® 2002U

The light stability of grade 2002U is compared with that of grade 2002 in Figure 2-1. As can be

seen from the figure, on can see that the color change index (ΔE) of 2002U is vastly improved.

Figure 2-1 Light stability of DURANEX® 2002U



Test parameters
Sunshine carbon fade meter used.
Black panel temperature = 63°C
Up to 300 hours of irradiation

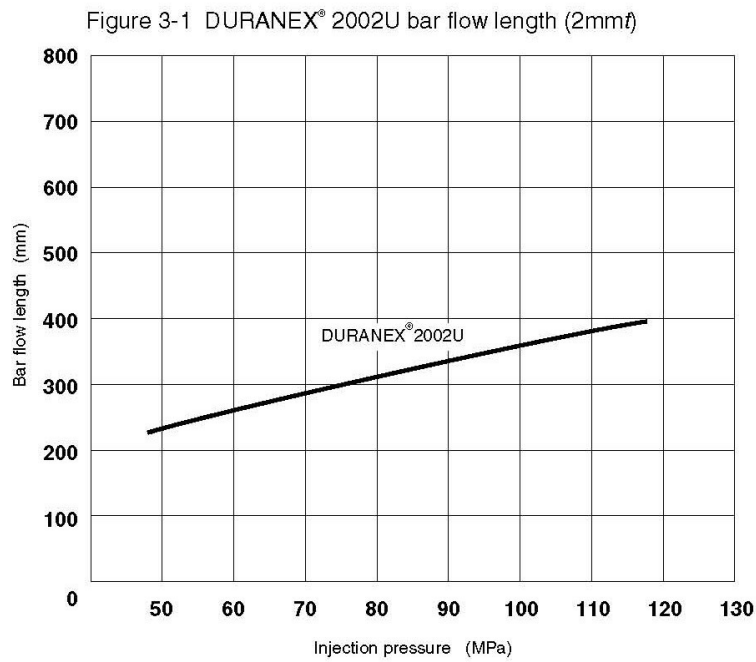
Note : $\Delta E = \sqrt{(\Delta L)^2 + (\Delta a)^2 + (\Delta b)^2}$
where ΔL , Δa , and Δb are the differences in L, a, and b values (i.e., color change values) calculated from measurements before and after irradiation.

3. Processing characteristics of DURANEX® 2002U

The processability of 2002U is almost the same as that of 2002.

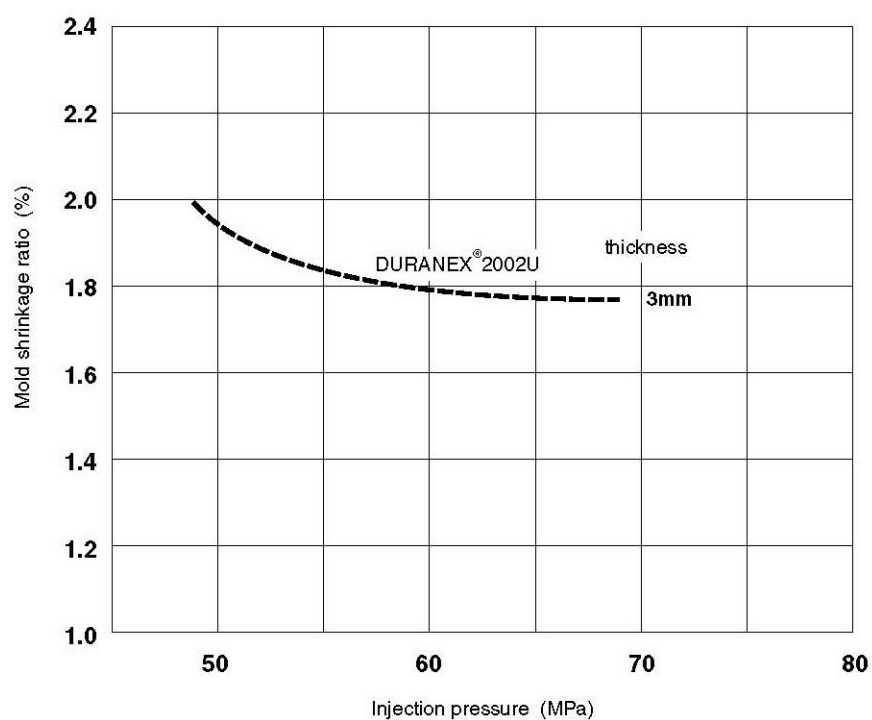
Flowability of 2002U

The flowability of 2002U is shown in Figure 3-1.



Processing parameters (nozzle)
Cylinder temperature : 250-240-220-200°C
Mold temperature : 75°C
Injection speed : 50mm/sec
Mold : 2mmφ Bar flow length mold

Figure 3-2 Mold shrinkage ratio of DURANEX® 2002U

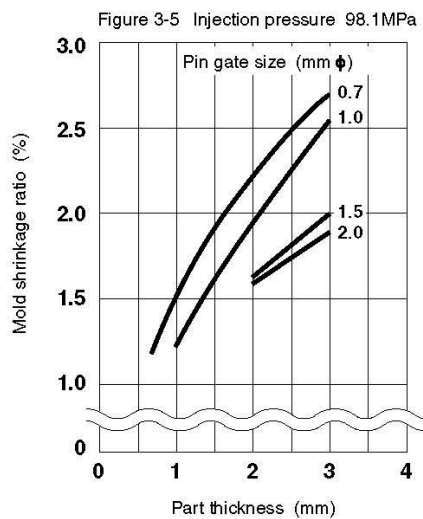
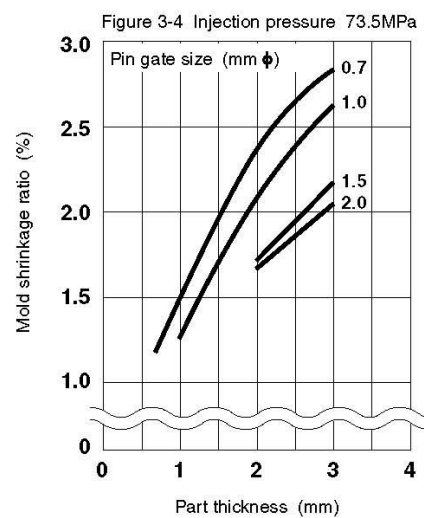
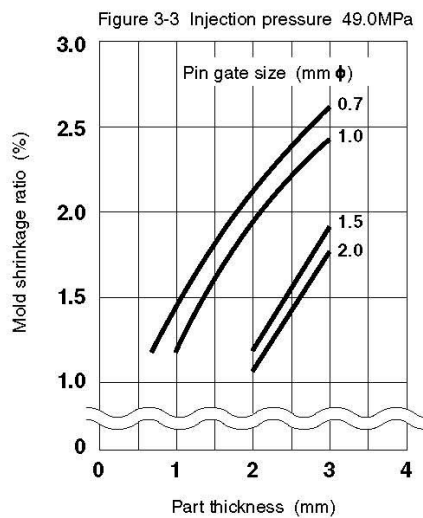


Processing parameters
(nozzle)
 Cylinder temperature : 240-240-220-200°C
 Mold temperature : 65°C
 Injection speed : 33mm/sec
 Mold : 120×120×2~4mmt
 Gate : 4 (w) × 2t

Figure 3-3, 3-4, and 3-5 show mold shrinkage ratios in the case of pin gates at various injection pressures. As the mold shrinkage ratio varies depending on the part thickness, the gate size,

and the injection pressure, we strongly recommend sufficient consideration prior to mold fabrication.

Mold shrinkage ratio in the case of pingates



Processing parameters
 (nozzle)
 Cylinder temperature : 240-240-220-200°C
 Mold temperature : 65°C
 Injection speed : 50mm/sec
 Mold : 120×120×2-4mmt
 Gate : 4 (w)×2t



NOTES TO USERS

- All property values shown in this brochure are the typical values obtained under conditions prescribed by applicable standards and test methods.
- This brochure has been prepared based on our own experiences and laboratory test data, and therefore all data shown here are not always applicable to parts used under different conditions. We do not guarantee that these data are directly applicable to the application conditions of users and we ask each user to make his own decision on the application.
- It is the users' responsibility to investigate patent rights, service life and potentiality of applications introduced in this brochure. Materials we supply are not intended for the implant applications in the medical and dental fields, and therefore are not recommended for such uses.
- For all works done properly, it is advised to refer to appropriate technical catalogs for specific material processing.
- For safe handling of materials we supply, it is advised to refer to the Safety Data Sheet "SDS" of the proper material.
- This brochure is edited based on reference literature, information and data available to us at the time of creation. The contents of this brochure are subject to change without notice upon achievement of new data.
- Please contact our office for any questions about products we supply, descriptive literatures or any description in this brochure.

DURANEX® is a registered trademark of Polyplastics Co., Ltd. in Japan and other countries.

POLYPLASTICS CO., LTD.

JR Shinagawa East Bldg.,
18-1, Konan 2-chome, Minato-ku, Tokyo, 108-8280 Japan
Tel: +81-3-6711-8610 Fax: +81-3-6711-8618

<http://www.polyplastics.com/en/>

(R240110-1404)