

Polybutylene Terephthalate (PBT)

**DURANEX®**

201NF

EF2001/ED3002

Halogen-free, Higher  
Comparative Tracking  
Index

**POLYPLASTICS CO., LTD.**

# Introduction

The **DURANEX® PBT NF Series** is comprised of self-extinguishing grades that we have developed, which contain non-halogenated flame retardants, in order to meet environmental regulations in countries around the world. UL94 V-0 flame retardance is exhibited without the use of halogenated flame retardants or antimony compounds.

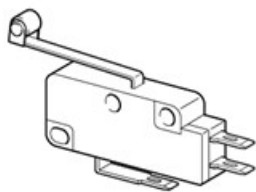
In addition, with significant improvement on flame retardants, the **DURANEX NF Series** exhibits higher electrical and light resistance than our conventional halogenated/non-halogenated self-extinguishing grades. Specifically, they have the following properties:

## DURANEX® PBT NF Series properties

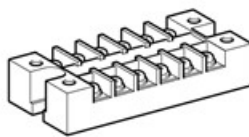
1. Tracking resistance: PLC $\geq$ 1 (CTI: 400 V or more, all grades)
2. Non-bleeding type: non-halogenated flame retardant
3. Highest level weather/light resistance (susceptibility to discoloration) among flame-retardant grades
4. Flame retardants utilized that comply with international environmental labels WEEE/RoHS

Small quantities of fluoro-resin are used in this material.

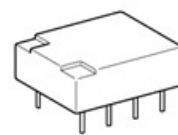
## < Applications >



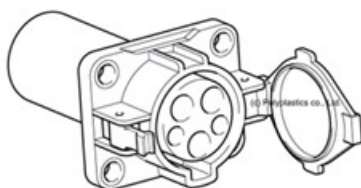
**Switches**



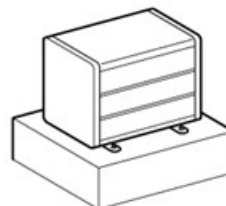
**Terminal blocks**



**Relays**



**Charging inlets**



**Storage batteries**

# 1. General Properties of NF Series

---

Table 1-1 General properties of NF Series (ISO)

Item	Unit	Test method	201NF non- reinforced Standard	310NF GF10% reinforced Standard	315NF GF15% reinforced Standard	315NFK GF15% reinforced CTI/PLC:0	320NF GF20% reinforced Standard	330NF GF30% reinforced Standard
Water absorption (24h. immersion)	%	ISO 62	0.2	0.1	0.2	0.2	0.1	0.1
Density	g/cm <sup>3</sup>	ISO 1183	1.32	1.40	1.45	1.45	1.49	1.57
Tensile strength	MPa	ISO 527-1,2	50	70	80	80	90	100
Strain at break	%	ISO 527-1,2	10	3.5	2.8	2.8	2.3	1.7
Flexural strength	MPa	ISO 178	80	120	130	130	140	147
Flexural modulus	MPa	ISO 178	2,800	5,000	6,400	6,400	7,600	10,100
Charpy notched impact strength	kJ/m <sup>2</sup>	ISO 179/1eA	3	4	5	5	5	7
Temperature of deflection under load (1.8MPa)	°C	ISO 75-1,2	80	200	207	207	210	214
Flammability		UL94	V-0*	V-0*	V-0*	V-0*	V-0*	V-0*
Dielectric breakdown strength (3mmt)	kV/mm	IEC 60243-1	18	19	19	19	20	22
Volume resistivity	Ω·cm	IEC 60093	6E+16	—	—	—	—	3E+16
Surface resistivity	Ω	IEC 60093	1E+17	—	—	—	—	4E+16
Comparative tracking index	CTI	IEC 60112	600*	550*	550*	600*	500*	600*
Arc resistance	s	ASTM D495	125*	124*	99*	99*	125*	128*
GWFI	°C	IEC 60695-2-12	960	960	960	960	960	960

The above values are representative values obtained by injection molding. They are not minimum values of the material specifications.  
The data shown here cannot necessarily be applied "as is" to parts that are utilized under different conditions.  
Natural products are used for each evaluation.

\* Refer to "2. NF Series Electrical Safety (UL Certification Values)" regarding UL (Underwriters Laboratories Inc.).

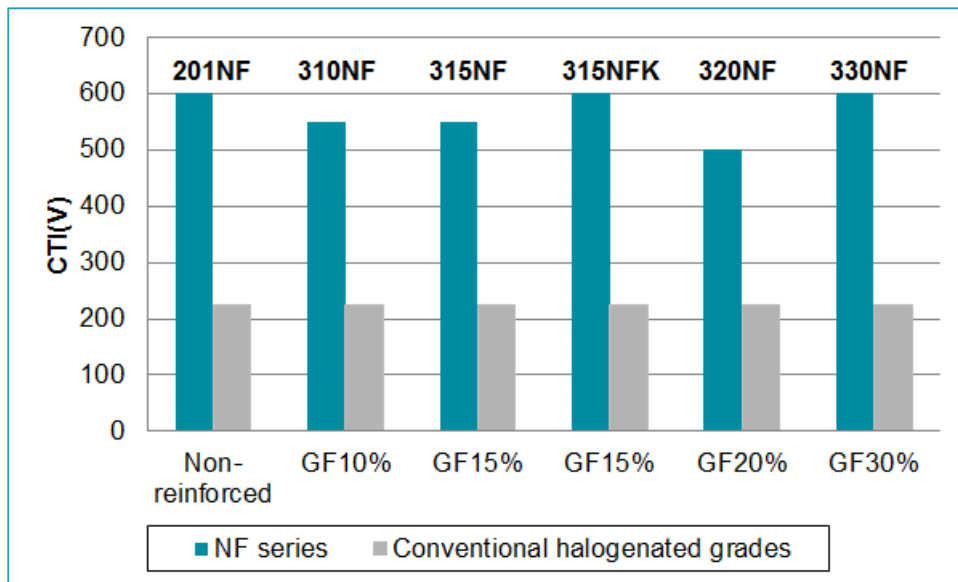
All grades are subject to Japan's Ministerial Ordinance for Export Trade Control.

## 2. NF Series Electrical Safety (UL Certification Values)

---

### 2.1 Tracking resistance

The **NF Series** shows excellent tracking resistance as compared with conventional halogenated flame retardant grades. In particular, **201NF**, **315NFK** and **330NF** have been UL certified with the highest PLC Rank of 0.



**Fig. 2-1 Tracking resistance of NF series  
(comparison with conventional halogenated grades)**

< What is the tracking phenomenon? >

Tracking is the phenomenon of dielectric breakdown that occurs on insulating surfaces caused by moisture or contamination.

When voltage is applied to moist or contaminated insulating surfaces (A), partial evaporation and drying occurs (B).

Voltage is then concentrated in a part of the insulator surface, discharging a minute light emission called scintillation, resulting in some degradation and carbonization of part of the insulator surface due to heat discharge (C).

Carbides then facilitate the flow of electrical discharge, creating a conductive leakage path across the surface of the material by forming a carbonized track. Eventually, short-circuiting occurs between conductors causing combustion (D). This electrical breakdown phenomenon is called tracking.

Using UL's Comparative Tracking Index (CTI), tracking resistance is classified into six ranks (\*) according to breakdown voltage.

\*CTI PLC (Performance Level Category)

600V ≤ Rank 0

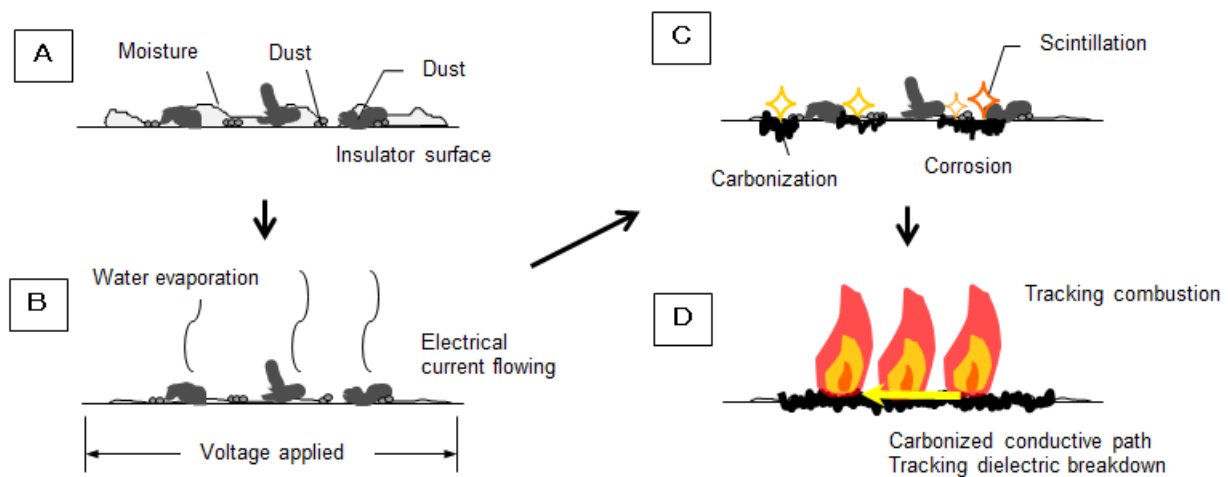
400V ≤ Rank 1 < 600V

250V ≤ Rank 2 < 400V

175V ≤ Rank 3 < 250V

100V ≤ Rank 4 < 175V

Rank 5 < 100V



**Fig. 2-2 Deterioration by tracking**

## 2.2 UL certification values

**Table 2-1 UL certification values of NF series**

GF(%)	Grade	Flamability (UL94)	CTI (746A)	HAI (746A)	HWI (746A)	RTI (0.75mm) (746B)			UV&Water (0.75mm) (746C)
						Elec.	Mech.		
							Imp	Str	
Non-reinforced	201NF	V-0 0.75mm	0	0	3 (2 for ≤ 1.5mm)	125	110	125	–
10	310NF	V-0 0.75mm	1	0	1	130	125	125	f1 (B)
15	315NF	V-0 0.75mm	1	0	2 (0 for 3.0mm)	130	120	120	f1 (B)
15	315NFK	V-0 0.4mm	0	0	2 (0 for 3.0mm)	130	120	120	f1 (B)
20	320NF	V-0 0.75mm (All) V-0 0.4mm (N&B)	1	0	1	125	125	125	f1 (B)
30	330NF	V-0 0.4mm	0	0	1	125	140	140	f1 (All)

UL registered color are in parentheses. All: All Color, N: Natural, B: Black

Note: For details, please refer to the Yellow Card published by UL (File No. E213445).

### 3. NF Series Weather/Light Resistance (Susceptibility to Discoloration)

---

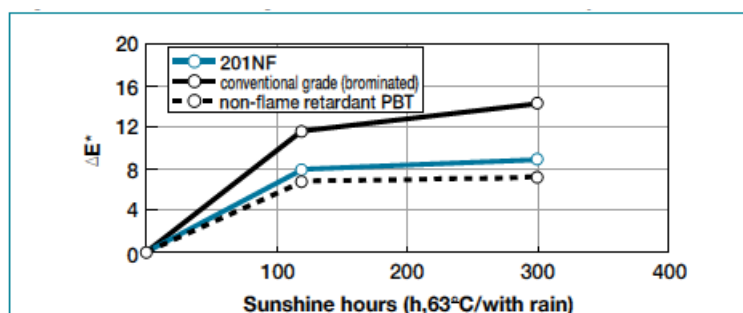
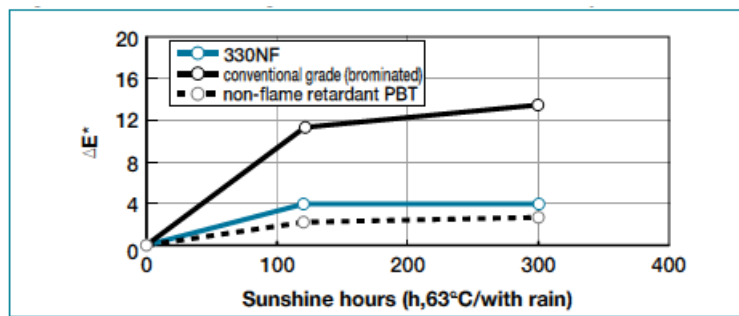


Fig. 3-1 Weather/Light resistance of non-reinforced materials



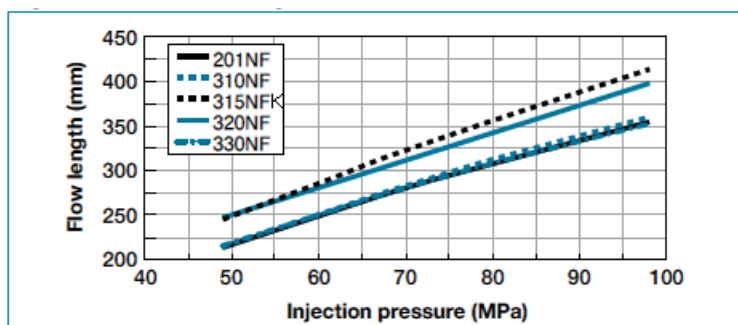


Test instrument : sunshine weatherometer  
 Black panel temperature : 63°C  
 Falling rain : yes  
 \* Evaluated with natural color  
 (color number: EF2001)

**Fig. 3-2 Weather/Light resistance of GF30% materials**

## 4. NF Series Moldability

### 4.1 Flowability



#### ■ Molding parameters

Molding machine : Nissei ES3000  
 Cylinder temperature : 260-260-260-260-230°C  
 Mold temperature : 60°C  
 Injection speed : 4m/min.  
 Mold : Bar flow test Mold

Fig. 4-1 Bar flow length (2mm)

### 4.2 Mold shrinkage

Table 4-1 Flat plate mold shrinkage (120□×2mm)

	Direction	Non-reinforced	GF10%	GF15%	GF20%	GF30%
		201NF	310NF	315NFK	320NF	330NF
Holding pressure 59MPa	Flow direction	2.0	1.1	0.7	0.6	0.4
	Transverse direction	2.0	1.5	1.5	1.4	1.4
	Average	2.0	1.3	1.1	1.0	0.9
Holding pressure 69MPa	Flow direction	1.9	1.0	0.7	0.5	0.4
	Transverse direction	1.8	1.3	1.3	1.3	1.2
	Average	1.8	1.1	1.0	0.9	0.8

#### ■ Molding parameters

Molding machine : Nissei ES3000  
 Cylinder temperature : 260-260-260-260-230°C  
 Mold temperature : 60°C  
 Injection speed : 1m/min.  
 Mold : 120□×2mm flat plate (side gate: 4w x 2t)

< Notes for molding **DURANEX® PBT** >

#### ●Predry under the following conditions:

Predrying Temperature 120°C/Predrying Time 5hrs. Predrying Temperature 140°C/Predrying Time 3hrs.

Make sure that the pellet temperature reaches the required level, not the preset temperature of dryer.

To keep the material dry, use of hopper dryer is recommended (95 - 105°C).

#### ●To prevent decomposition of material, follow the recommended conditions below:

1) Optimum material temperature: 240 - 260°C Do not heat above 280°C

2) Maximum residence time in cylinder: Cylinder Temperature/Maximum Residence Time

Slow Burning Type 260°C/30min, Flame Retardant Type 260°C/10min

(The above conditions are typical upper limits and may vary under different conditions.)

(The above molding conditions must be used at all times because acids are generated if the material is exposed to high temperatures (280°C or higher) for a prolonged period.)

#### ●In case the decomposition of the material is seen or suspected, lower the cylinder temperature and purge (discharge) the material from the cylinder.

During purging, wear safety goggles and keep hands and face away from the nozzle section.

#### ●When shutting down the molding operation, purge DURANEX and turn the heater off.

#### ●Do not mix any colorants, additives or resins of other brands with **DURANEX** except those we recommend.

#### ●For replacing **DURANEX** with another material, **DURANEX** should be purged by polyethylene (PE) or polystyrene (PS).

#### ●Keep the work place ventilated locally or entirely during operation.

## 5. Long-term Stability of Electrical Property

### 5.1 Comparison of long-term heat stability of insulation resistance

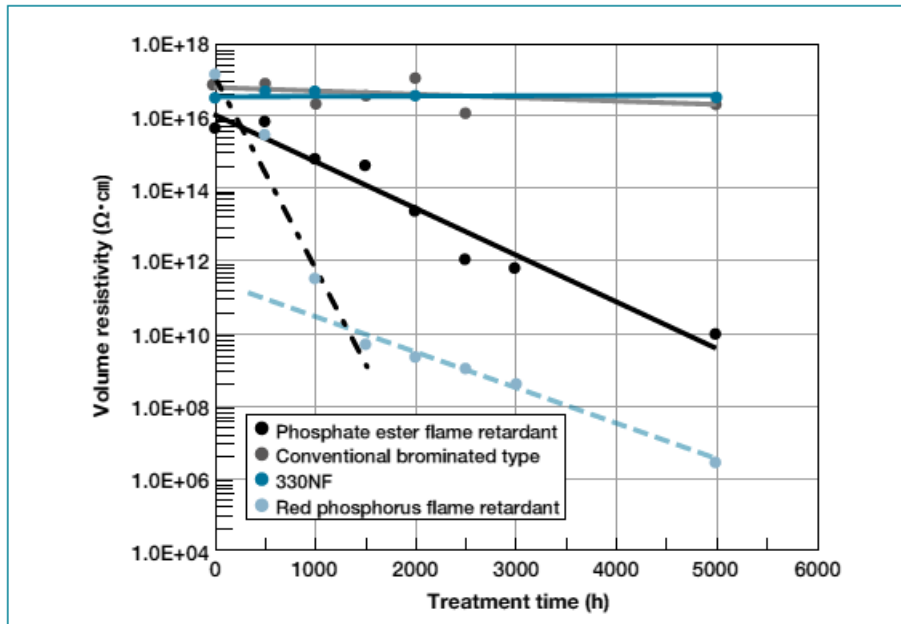


Fig. 5-1 Changes in volume resistivities of molded products heated for extended periods (150°C)

### 5.2 Comparison of amounts of phosphorus-based soluble decomposition products

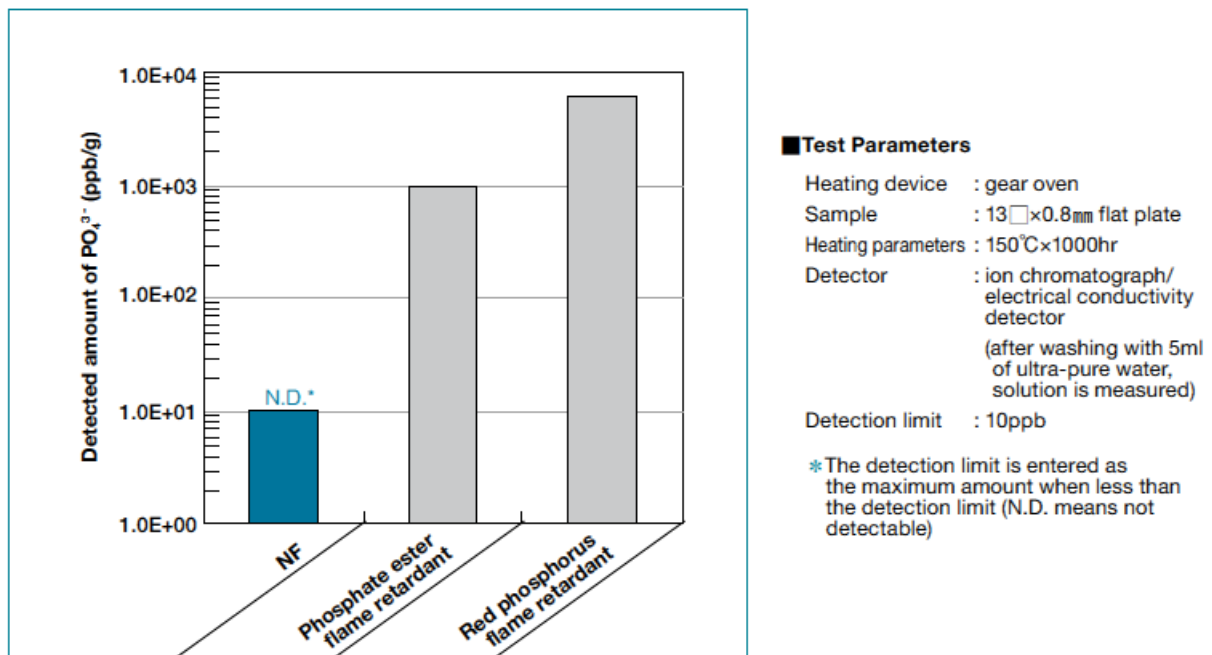


Fig. 5-2 Phosphoric acid surface precipitation amount during heating of molded products (1000hrs)

## **NOTES TO USERS**

- All property values shown in this brochure are the typical values obtained under conditions prescribed by applicable standards and test methods.
- This brochure has been prepared based on our own experiences and laboratory test data, and therefore all data shown here are not always applicable to parts used under different conditions. We do not guarantee that these data are directly applicable to the application conditions of users and we ask each user to make his own decision on the application.
- It is the users' responsibility to investigate patent rights, service life and potentiality of applications introduced in this brochure. Materials we supply are not intended for the implant applications in the medical and dental fields, and therefore are not recommended for such uses.
- For all works done properly, it is advised to refer to appropriate technical catalogs for specific material processing.
- For safe handling of materials we supply, it is advised to refer to the Safety Data Sheet "SDS" of the proper material.
- This brochure is edited based on reference literature, information and data available to us at the time of creation. The contents of this brochure are subject to change without notice upon achievement of new data.
- Please contact our office for any questions about products we supply, descriptive literatures or any description in this brochure.

DURANEX® is a registered trademark of Polyplastics Co., Ltd. in Japan and other countries.

## **POLYPLASTICS CO., LTD.**

JR Shinagawa East Bldg.,  
18-1, Konan 2-chome, Minato-ku, Tokyo, 108-8280 Japan  
Tel: +81-3-6711-8610 Fax: +81-3-6711-8618

<http://www.polyplastics.com/en/>